

Dartmouth College

Dartmouth Digital Commons

Dartmouth Scholarship

Faculty Work

2-18-2009

Auroral Evidence for Multiple Reconnection in the Magnetospheric Tail Plasma Sheet

R. A. Treumann
Dartmouth College

C. H. Jaroschek
Tokyo University

R. Pottelette
Centre National de la Recherche Scientifique

Follow this and additional works at: <https://digitalcommons.dartmouth.edu/facoa>



Part of the [Plasma and Beam Physics Commons](#)

Dartmouth Digital Commons Citation

Treumann, R. A.; Jaroschek, C. H.; and Pottelette, R., "Auroral Evidence for Multiple Reconnection in the Magnetospheric Tail Plasma Sheet" (2009). *Dartmouth Scholarship*. 839.
<https://digitalcommons.dartmouth.edu/facoa/839>

This Article is brought to you for free and open access by the Faculty Work at Dartmouth Digital Commons. It has been accepted for inclusion in Dartmouth Scholarship by an authorized administrator of Dartmouth Digital Commons. For more information, please contact dartmouthdigitalcommons@groups.dartmouth.edu.



Auroral evidence for multiple reconnection in the magnetospheric tail plasma sheet

To cite this article: R. A. Treumann *et al* 2009 *EPL* **85** 49001

View the [article online](#) for updates and enhancements.

Related content

- [Magnetospheric substorms](#)
A T Y Lui
- [Kelvin-Helmholtz vortices and double mid-latitude reconnection at the Earth's magnetopause: Comparison between observations and simulations](#)
M. Faganello, F. Califano, F. Pegoraro et al.
- [Auroral phenomena related to intense electric fields observed by the Freja satellite](#)
G T Marklund

Recent citations

- [Behavior of fast earthward flow near the braking region: Hall MHD simulation](#)
Xingqiang Lu *et al*
- [Fundamentals of collisionless shocks for astrophysical application, 2. Relativistic shocks](#)
A. M. Bykov and R. A. Treumann
- [Energy conversion regions as observed by Cluster in the plasma sheet](#)
M. Hamrin *et al*

Auroral evidence for multiple reconnection in the magnetospheric tail plasma sheet

R. A. TREUMANN^{1,2}, C. H. JAROSCHEK³ and R. POTTELETTE⁴

¹ *Department of Geophysics, Munich University - Theresienstr. 41, D-80333 Munich, Germany, EU*

² *Department of Physics and Astronomy, Dartmouth College - Hanover, NH 03755, USA*

³ *Department of Earth and Planetary Sciences, Tokyo University - Tokyo, Japan*

⁴ *CETP/CNRS - St.-Maur-des-Fossés Cedex, France, EU*

received 1 November 2008; accepted in final form 28 January 2009

published online 18 February 2009

PACS 94.30.Aa – Auroral phenomena in magnetosphere

PACS 94.30.cp – Magnetic reconnection

PACS 94.20.wj – Wave/particle interactions

Abstract – We present auroral evidence for multiple and, most probably, small-scale reconnection in the near-Earth magnetospheric plasma sheet current layer during auroral activity. Hall currents as the source of upward and downward field-aligned currents require the generation of the corresponding electron fluxes. The auroral spatial ordering in a multiple sequence of these fluxes requires the assumption of the existence of several —and possibly— even many tailward reconnection sites.

Copyright © EPLA, 2009

In the past three decades overwhelming evidence has been accumulated for reconnection in the tail of the magnetospheres of Earth and the other magnetised planets of the solar system to be the main energy release mechanism in magnetospheres. With very high probability reconnection is also in action in other astrophysical magnetised systems like the solar corona, where it may occur in solar flares, being a candidate of heating and accelerating the solar wind. If this turns out to be true, reconnection can be expected to participate in the acceleration of stellar winds and to occur almost everywhere in interacting hot magnetised plasmas in the universe. Recently, it has even been identified [1] in a thinning interplanetary current sheet in the magnetosheath, the transition region between Earth's bow shock wave and the outer boundary of Earth's magnetosphere, the magnetopause, where it has been made responsible for plasma heating [2]. This suggests that reconnection is a serious candidate even for the evolution of turbulence in a hot magnetised plasma and is therefore also expected to occur in the transition from stellar winds to the interstellar media like the heliospheric heliosheath [3].

In the magnetospheric tail the energy release by reconnection, which transforms the magnetic energy —stored in the solar-wind-driven magnetospheric convection— into plasma heating and injection into the inner magnetosphere, signs responsible for magnetospheric substorms

and the occurrence of aurora. Still, even though reconnection has been identified in the tail (for a recent example, see [4]) this is generally acknowledged, there is no consensus on whether reconnection in the tail just provides the energy for auroral processes (with other processes being responsible for aurorae), or whether the reconnection site directly feeds these processes. In the first case, the main auroral processes would result from other effects like tail current disruption, happening much closer to Earth, or simply from Alfvén waves that dissipate their energy in the upper ionosphere. In the second case, field-aligned currents (or current pulses) flowing from the tail reconnection site into the ionosphere would directly build the upward-downward auroral current system. The presence of this upward-downward auroral field-aligned current system has been inferred from ground-based and proved by *in situ* observations from low-altitude spacecraft like VIKING, Freja [5] and FAST [6]. The presence of field-aligned electron fluxes at the poleward plasma sheet boundary at $\sim 14 R_E$ (geocentric Earth radii) distance in the tail has also been indirectly inferred long ago first from AMPTE IRM observations of locally excited electron plasma waves [7] for which electron beams of $\sim \text{keV}$ energy sign responsible, suggesting a direct connection between the tailward reconnection site and the auroral region. However, the close-to-Earth observations cannot distinguish between near- and far-Earth

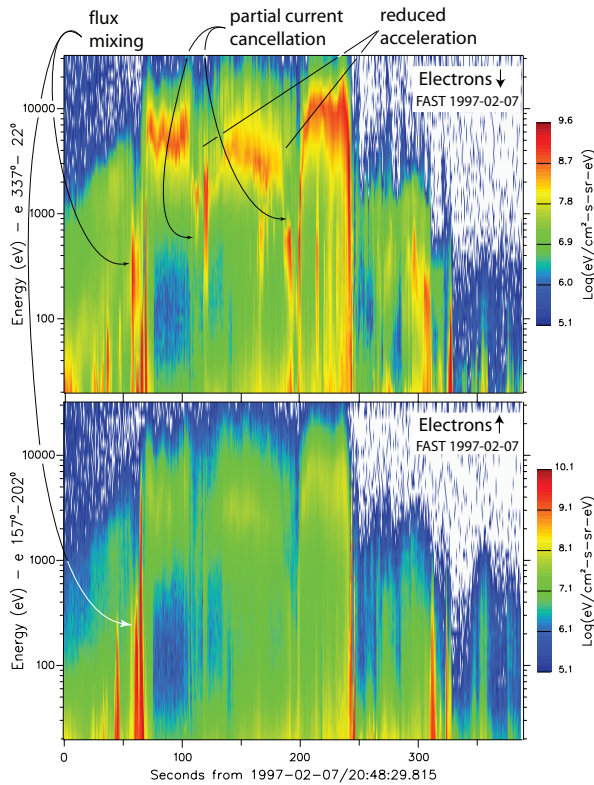


Fig. 1: (Colour on-line) Auroral electron energy fluxes at ~ 4000 km altitude above active aurorae. A ~ 6 min long FAST spacecraft passage from South to North on February 7, 1997 is shown. Colour coded differential fluxes are in $\text{eV}/(\text{cm}^2\text{s sr eV})$. Auroral activity started roughly 30 s before measuring time with main activity restricted to the time period shown. Top: downward (parallel to the terrestrial magnetic dipole field in the northern hemisphere) electron flux. Bottom: upward (anti-parallel) electron flux. (Note the different colour codings on the right.) Several broad regions of high-energy downward fluxes are embedded into narrow regions of intense low-energy upward electron fluxes. The image of the high-energy downward fluxes in the bottom panel is caused by electron backscattering of downward electrons and does not represent genuine upward accelerated auroral particles.

sources. The problem lies in the small-scale structure of the auroral current system and auroral phenomena as well as the lack of a viable tail reconnection model that explains how an auroral current system, which reproduces the observations near Earth, is generated by reconnection in the thin more distant tail plasma sheet current layer when being fed by plasma inflow from the magnetospheric lobes.

Figure 1 shows the typical example of a FAST spacecraft passage (at ~ 4000 km altitude above Earth) through the magnetically-connected-to-ground active auroral region. The two panels shown refer to downward (upper panel, density $N \sim 10^4 \text{ m}^{-3}$, temperature $T \sim 10 \text{ keV}$) and upward (lower panel, $N \sim 10^6 \text{ m}^{-3}$, temperature $T \sim 100 \text{ eV}$) electron fluxes, respectively, along the ambient geomagnetic dipole field. Downward (upward)

current densities j_{\parallel} are of the order of $\sim 10^{-8} \text{ A/m}^2$ ($\sim 10^6 \text{ A/m}^2$). The upward current being distributed over a much wider latitude range. The passage lasted for ~ 6 min, at a spacecraft orbital velocity of $\sim 5 \text{ km/s}$ covering a distance of $\sim 1500 \text{ km}$ or $\sim 6^\circ$ in invariant latitude from South to North, almost the entire northern hemispheric auroral region. Mapping it out into the magnetosphere, it corresponds to an equatorial distance of say $\sim 15\text{--}30 R_E$, a distance range that depends on the magnetospheric model used but spans quite a large range. The distance of substorm onset may vary substantially. The Geotail spacecraft [8] detected it at $\sim 20\text{--}30 R_E$. Recent THEMIS observations [9] identified it at a downtail distance of $\sim 20 R_E$ with auroral effects between latitudes $66\text{--}70^\circ$, in good agreement with our assumptions. The local plasma sheet density was $N \lesssim 10^6 \text{ m}^{-3}$, magnetic field $B \sim 4\text{--}6 \text{ nT}$, and electron temperature $T \lesssim 100 \text{ eV}$.

The problem is buried in the fact that the entire event is by no means one single auroral event but consists of at least five and, presumably, even up to ten closely related events, each of them bounded by low-energy upward electron fluxes which enclose the downward high-energy electrons. Since the electrons must follow the magnetic field, each of the events is enclosed by magnetic-field lines. Hence, when fig. 1 depicts a stationary upward and downward current system, then this system must be built of a sequence of separate auroral events which are ordered in a chain from South to North across the auroral zone. If, on the other hand, each of them is related to reconnection in the tail plasma sheet, then this reconnection on its own will consist of a series of reconnection zones that are located in the plasma sheet at increasing radial distance from Earth approximately covering the above-estimated distance range of the entire auroral region.

It would, of course, also be possible that we were dealing here not with a stationary process but with a temporarily highly variable state which maps the unstable dynamics of one single reconnection zone in the tail. This possibility cannot completely be excluded. It is even not unreasonable as reconnection might in principle be a highly non-stationary state of the near-Earth plasma sheet, in particular because it is driven from the outside. In this case the spacecraft can be considered to be stationary, encountering the event from its southern edge and the event passing over it in southward direction, which is in agreement with the view that the reconnection in the tail ejects the plasma earthward, shortening the plasma sheet and dipolarising the magnetic field. At the same time the reconnection site must oscillate back and forth with its downward current feet passing many times over the spacecraft in order to reproduce the event.

Even though, at the current state of the discussion, this is a viable interpretation, we will take the former point of view and assume that the picture given in fig. 1 refers to a quasi-stationary state of several adjacent regions of auroral activity, which immediately raises the problem of how this can be possible in view of the

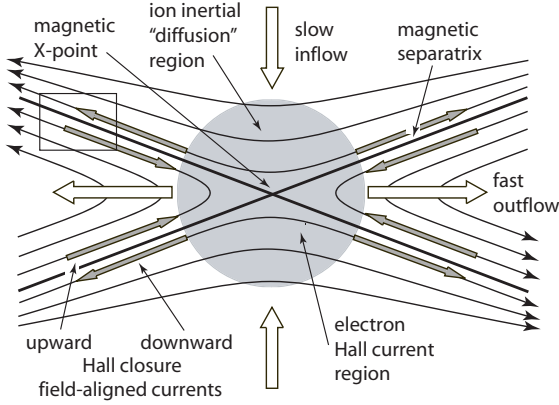


Fig. 2: Schematic of the reconnection site in a thin current layer of width $\sim \lambda_i = c/\omega_{pi}$ (ion inertial length). Inflow is slow, outflow is fast. The ion “diffusion” region (grey) being of radius λ_i contains unmagnetised ions. The field is transported by the cross-field drifting electrons, giving rise to Hall currents and Hall fields. Hall current closure is achieved by field-aligned currents along the magnetic-field lines. The part accessible from the northern hemispheric auroral region is shown boxed.

traditional reconnection paradigm illustrated in fig. 2. Here reconnection is basically two-dimensional, forms a magnetic X-point surrounded by the (circular) ion inertial region of radius $\lambda_i = c/\omega_{pi} \lesssim 1 R_E$, being the site of some (unidentified) kind of ion diffusion and, since ions are inertia dominated and thus effectively unmagnetised, is also the site of Hall currents [3,10]. Their magnetic field has indeed been detected [8,11] and further investigated in the tail and at the magnetopause [12,13]. Hall currents are the consequence of the continuation of the inflow of magnetised electrons with velocity $\mathbf{V}_E = \mathbf{E} \times \mathbf{B}/B^2$ (not shown in the figure). The Hall electrons transport the magnetic field to which they are tied and escape from the ion inertial region (together with the magnetic field) to the left and to the right after reconnection took place. Closure of the Hall currents can only be provided by field-aligned currents flowing out and in as shown in the figure. The field-aligned currents correspond to electrons flowing in from and out to the environment connecting the tail reconnection site to the ionosphere. Observations [8,11] suggest Hall current strengths $j_H \lesssim 40\%j$ of the tail current j , corresponding to a current density of $j_H \lesssim 10^{-8} \text{ A/m}^2$.

Aside from the general problems in reconnection physics [14] and in particular Hall reconnection [15], the problem of how to achieve a sufficiently thin current sheet, the dimensionality of reconnection (which in this model is assumed to be two) and a large number of further only partially solved complications, which require the use of numerical simulation techniques, the application to the auroral case encounters serious difficulties. The section of the reconnection site that maps down to the ionosphere is shown as the small box in the upper left corner. Accordingly, a single reconnection region should map

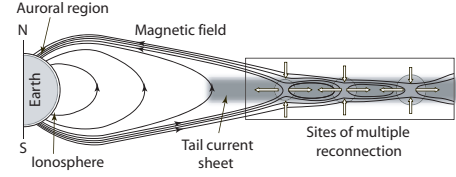


Fig. 3: Sketch of inner magnetospheric tail geometry (not to scale!) with tail current sheet and three adjacent reconnection sites. The three ion inertial diffusion regions are shown as circles. The presence of three reconnection sites (boxed here) requires that islands of closed magnetic fields form, known as “magnetic nulls” or “plasmoids” between the X-points. Such a chain of reconnection sites is typical for tearing modes. Here the difference is in the particular geometry that the earthward field lines are rooted in the ionosphere and body of Earth. This has consequences for the aurora.

in the ionosphere to just one pair of downward-upward field-aligned currents. On the northern side of the auroral region the currents should flow into the ionosphere, while on the equatorward side they should flow out. Transforming to electrons, the northern side should exhibit upward electron flux, lifting the low-energy ionospheric electron component up into the magnetosphere, while the heated electrons that have passed the inertial region will flow down into the southern part of the auroral region. Clearly, this is incompatible with observations like those shown in fig. 1. However, simulations of thin current sheets (for instance [16,17] and others) show that in a sufficiently large box several reconnection regions evolve similar to the tearing mode. These reconnection sites form a chain of X-points and islands (nulls or plasmoids) which are in mutual motion and interact with each other.

Figure 3 exhibits a few interesting properties of multiple reconnection events in the geomagnetic tail. The first and simplest property is that the acceleration and ejection of plasma from each reconnection site into both directions to the right and left implies that the reconnection sites are not independent. Their interaction consists in the collision, retardation and mixing of the two plasma streams ejected into opposite directions from two adjacent reconnection sites. Strong reconnection in one place may in this way suppress weak reconnection in another place which is indeed observed in the above simulations. Since two magnetised plasmas approach each other and may even merge, we have a typical moving magnetic mirror configuration which, by the Fermi mechanism, is capable of accelerating particles. This is well known; it has recently been described in other places [15,16]. A more efficient acceleration mechanism (for non-Hall pair plasmas shown in [16], while for Hall systems recently shown in [17]) is by the reconnection electric fields if particles ejected from one reconnection site catch up with the reconnection electric field of another site and experience additional acceleration thereby providing a mechanism of producing high-energy power law tails on the electron distribution function. These high-energy electrons are small in number [17].

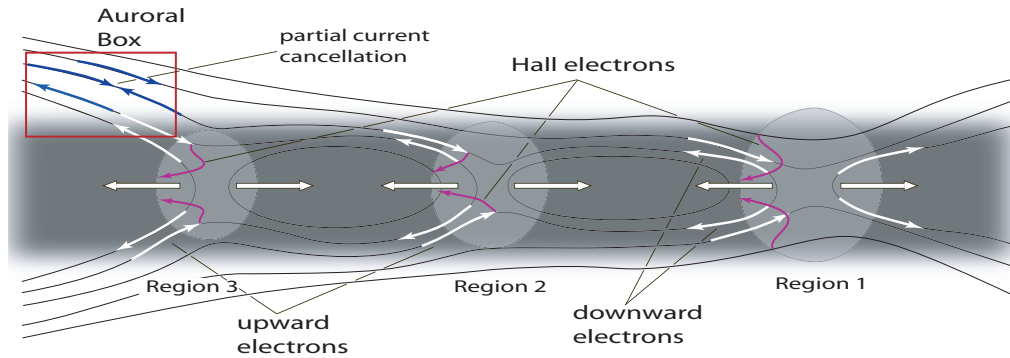


Fig. 4: (Colour on-line) Zoom of the three reconnection sites in fig. 3. The sites are numbered with decreasing distance from Earth. Straight white arrows are plasma outflow from reconnection sites (the same as in fig. 3). The white arrows along the field lines show the direction of the upward and downward electron fluxes which close the Hall currents (the dark arrows in ion diffusion regions are the corresponding Hall electron fluxes). The box in the upper left corner shows the electron fluxes that arrive in the auroral region.

They do not carry the field-aligned current and therefore are not the electrons which provide the current and energy input into the aurora but, when precipitating into the auroral ionosphere, cause the observed on Earth and Jupiter auroral X-ray bremsstrahlung emission by collisions with the neutral atmospheric constituent [18,19].

Our main interest here is in the lower-energy current-carrying electrons. A short chain of reconnection sites consisting of three sites in the tail is sketched in fig. 4. Region 1 is farthest away from Earth and has the largest extension because λ_i increases with distance from Earth as the result of the radial decrease in plasma density. A few Hall electron flow lines (black arrows) in the reconnection regions are indicated in fig. 4. These Hall electrons are fed by upward electron inflow along the magnetic field from the ionosphere drawn as white arrows from left and feed electrons into the aurora by downward flows (white arrows pointing to the left). Note that the upward fluxes from the ionosphere are located on the poleward field line of the corresponding reconnection site, while the downward fluxes are located on the equatorward field lines. Due to the particular geometry of the magnetospheric tail, the upward flux on the farthest northern field line connects to the outermost tailward reconnection site while the lowest latitude connection is to the innermost reconnection site that is located closest to Earth, and these fluxes are downward.

What sequence of fluxes really arrives at and leaves from the auroral ionosphere is shown in the (northern) auroral box on the upper left. The region between the two outermost (northern and equatorward) auroral field lines contains mixed electron fluxes upward and downward depending on to which reconnection site the field line is connected. In particular, the flux tube which provides the upward flowing electrons to the Hall current in Region 3 also connects to Region 2 where it participates in reconnection and picks up those downward electrons that are leaving Region 2 in order to close the Hall current. Similarly, the flux tube that provides upward electrons

for the Hall current in Region 2 also connects to Region 1 where it reconnects and serves as guide for the downward accelerated Hall electrons from Region 1. One therefore expects that in the zone between the two outermost field lines upward and downward electron fluxes do not necessarily follow the naive sequence of fig. 2 but may mix. Observation of mixing of upward and downward auroral electron fluxes thus provides evidence for multiple reconnection taking place in the magnetospheric tail plasma sheet. In contrast to the fluxes which map to different parts of the field-aligned electron distribution function $F_e(v_{\parallel})$ and simply mix, the field-aligned currents which are carried by the electrons will partially cancel (see fig. 4) when occupying the same flux tube and will be weakened in the mixing region. A typical signature of such a mixing and current weakening is the irregular structure of the auroral electron fluxes that is seen in the central part of fig. 1. Weakened currents imply reduced electric-field potentials and thus less downward acceleration.

A closer inspection of the sequence of electron fluxes in fig. 1 reveals the following: let us begin with the first large (reading the figure from right as the spacecraft is flowing from South to North) Region 1 event at 245 s (skipping the few small poleward events). It starts with a short intense upward electron burst (lower panel) that is equatorwards followed by intense downward electron fluxes at about 240 s in coincidence with further upward electrons. Sufficiently intense upward electrons are present earlier from about ~ 225 s which might partially be due to southward motion of the active aurora corresponding to the slow inward displacement of the reconnection region. These upward electrons coincide with several (3–4) bursts of downward electron injections of energy in the range of ~ 100 eV (upper panel), which may be interpreted as a typical case of mixing of downward electrons from the main reconnection site and other close-by but further out reconnection regions. The downflowing (Hall) electrons at the source (reconnection site) have typical energies of a few 10–100 eV (being identified as reconnection electrons that

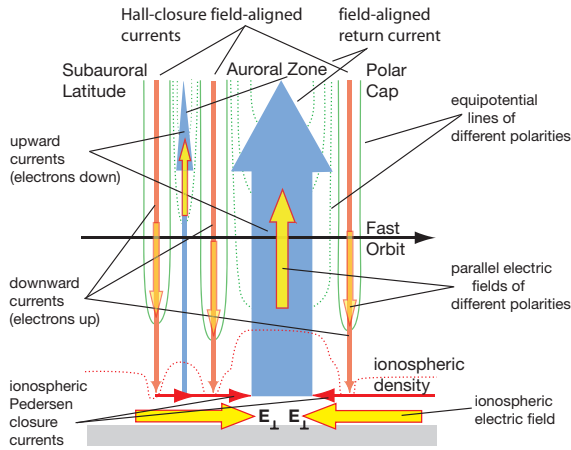


Fig. 5: (Colour on-line) The current system in the aurora inferred from the low-altitude spacecraft when crossing a part of the auroral region as is believed to be related to the equatorial northern hemispheric multiple reconnection in the tail. Shown are the electric equipotentials which are assumed to be generated by the field-aligned Hall closure currents [22] as indicated in the upper part of the figure. These are transported to the ionosphere by kinetic Alfvén wave pulses and amplify until becoming strong enough to generate the auroral field-aligned potential drops. This may happen at the surface where the kinetic Alfvén wave becomes inertial (around 4000 km altitude) and slows down. At low altitudes below the spacecraft path the potentials deviate from the magnetic-field lines to close and produce field-aligned electric fields which accelerate electrons upward, causing downward currents, or downward, causing upward currents. The aurora is located in the upward current (downward electron) region. The currents close via the ionospheric Pedersen current parallel to the ionospheric electric field E_{\perp} at the bottom of the ionosphere.

do not belong to the above-mentioned dilute high-energy component that causes X-ray emission). Almost every downgoing event (upper panel), which is characterised by fluxes of \sim keV energy, starts with an increase in electron energy. This well-known fact [4] is interpreted as the entrance of downflowing electrons into a field-aligned quasi-stationary electrostatic accelerating potential (upward electric field) at auroral altitudes between 2000 km and 8000 km above ground. Such a potential drop can either be caused by top-side shear flows [20] or by field-aligned electron currents [21,22], as has been shown both analytically and by numerical simulations. It has been also shown that since the downward and upward currents are coupled via the transverse ionospheric current, the downward current generates its return upward current self-consistently. (Figure 5 shows a sketch of the ionospheric part of the electric field and current system deduced from the central part of the data in fig. 1.)

Before 220 s the upward fluxes are weak and the event is dominated by a single reconnection region. However, the structure of the entire event from 195–245 s is clearly complex being divided into 3–4 sub-events that are caused by the overlap of electrons going up and coming down. The

injection of electrons at the equatorial end of this event at 195 s can be understood by the spacecraft briefly catching up the adjacent field line that already belongs to the next reconnection site. This field line is briefly lost and caught again (after five seconds at 190 s) further equatorward where it initiates the next event that is passed by the spacecraft. This is again a very complex event as seen from the upper panel, experiencing several injections of electrons from other reconnection sites. Its equatorward boundary somewhere around 130 s is not marked by any spectacular signature in the electrons, in particular not by upward electron fluxes.

Equatorward the next event (between 75 s and 110 s) is rather quiet and stable. Interestingly, it lacks upward electron fluxes at its northern boundary at 110 s. Its equatorward boundary is a sequence of downward electron bursts mixed with upward electron injections that partially overlap. Thus, the whole event is rather complex. The absence of upward fluxes at the northern boundary and the bursts at the southern boundary cannot be brought into an orderly picture. From 0–60 s the latter mix into a broader equatorward region of lower-energy downward dominated electron fluxes. The easiest explanation for this event is that it represents a complex probably three-dimensional reconnection structure.

The above description is in relatively good agreement with the model of multiple tail reconnection displayed in fig. 4. However, a number of caveats should be noted. The first concerns the assumed stationarity of the model. Reconnection, in particular the solar-wind-driven tail reconnection, is most probably a non-stationary process. It takes place under varying solar wind and magnetospheric convection conditions and storage of magnetic energy in the tail. Stationarity, as was assumed here, means that the system of reconnection sites in the tail remains intact for the time of the auroral event, in our case for \sim 6 min. Even during this time, acceleration and interaction of the reconnection sites will cause displacements of the reconnection sites relative to each other, which is neglected in our simplified considerations. It may, however, also contribute to variations in the field-aligned current and flow systems which is not considered here and complicates the picture. In addition, the proposed multiple reconnection model is two-dimensional, which might be a serious oversimplification of the reconnection process. Various simulations suggested that reconnection is three-dimensional. It was found [15,16] that the reconnection site was finite along the thin current sheet, being a few ion inertial lengths long. It is thus highly probable that the geometry of the upward and downward currents becomes complicated by the possibility of the field-aligned currents varying in the third dimension, which adds to the complexity of the auroral current structure that is caused in multiple reconnection. Three-dimensionality of reconnection enhances the probability of dealing with multiple and possibly even multi-scale reconnection when observing the auroral plasma phenomena.

The main problems concern the dynamics of the Hall current system at the reconnection site, its closure, the generation of field-aligned currents and, in particular, field-aligned electron fluxes. Hall currents flow exclusively perpendicular to the magnetic field. Under normal conditions they are free of divergence forming vortices that close in themselves. In the ion inertial region they are forced to start at the convective electron entrance into the ion inertial region and cease at electron leave from this latter region. In order to avoid divergence they must close by non-Hall field-aligned currents [10]. Since the upward current releases electrons from the reconnection site to the ionosphere, the downward currents on the poleward side need to provide the necessary electrons by sucking electrons up from the ionosphere. This is done by generating an electric field at ionospheric altitudes [20,22] which accelerates ionospheric electrons up to the reconnection site. This field is caused by the field-aligned Hall closure current. Its strength can be estimated knowing the ionospheric field-aligned current density $j_{\parallel,1} \lesssim 5 \times 10^{-6} \text{ A/m}^2$. From the conservation of magnetic flux in the current-carrying flux tube we have $j_{\parallel}/j_{\parallel,1} = (B/B_1)$. In the ionospheric acceleration region the field strength is $B_1 \sim 10^4 \text{ nT}$ yielding $j_{\parallel} \sim 2 \text{ nA/m}^2$, which is a weak current but fits to the estimated Hall current strength. Such a current can be transported by a kinetic Alfvén wave generated in the reconnection process. The Alfvén wave is kinetic for $\beta \sim 1$ in the ion inertial region, and the transverse size of the wave and reconnection sites coincide, both being of the order of λ_i (as inferred from observation [9]). At an average Alfvén speed of $\lesssim 10^3 \text{ km/s}$, the wave travel time from the reconnection site at $\sim 20 R_E$ to the ionosphere is roughly $\sim 100 \text{ s}$ which is of the order estimated from observations [9]. This causes a delay between reconnection and the arrival of the upward accelerated ionospheric electrons at the reconnection site. The latter, being accelerated to $\sim (0.1\text{--}1) \text{ keV}$, need only $\sim 2\text{--}3 \text{ s}$ for travelling the same distance upward. The effect of this time delay on closure of the Hall currents is not known. It may retard the growth of reconnection, it may also cause some decorrelation between reconnection and the auroral response, increasing the complexity of the tail-aurora coupling.

Because of these caveats —and also the uncertainties involved— one cannot, at the current state of the art, expect complete agreement between the above model and observation. In particular, small-scale multiple reconnection in the magnetosphere is presumably genuinely three-dimensional. The model of the reconnection-aurora connection advocated in the present letter is based on *in situ* auroral observations while being purely geometrical. Its numerical verification requires a mixture of global and local simulations with the local simulations being kinetic and allowing for the resolution of Hall current flow. Spatial three-dimensionality is not necessarily required as the Hall and field-aligned currents can, in a simplistic

model, be assumed to flow in the plane perpendicular to the magnetic field. Nevertheless, such simulations exceed current computing capabilities but may be expected to come into reach within the next decade.

This research is part of a Visiting Scientist Programme at ISSI, Bern. CHJ enjoyed a JSPS Fellowship. A Gay-Lussac-Humboldt award of the French Government is acknowledged. Data access was through the French-Berkeley cooperative program on FAST supported by the French PNST programme.

REFERENCES

- [1] PHAN T. D. *et al.*, *Geophys. Res. Lett.*, **34** (2007) L14194, doi: 10.1029/GL2007030343.
- [2] RETINO A. *et al.*, *Nat. Phys.*, **3** (2007) 236, doi: 10.1038/nphys574.
- [3] TREUMANN R. A. *et al.*, *Adv. Space Res.*, **38** (2006) 101, doi: 10.1016/j.asr.2004.11.045; TREUMANN R. A. and JAROSCHEK C. H., arXiv:0807.4170 [astro-ph] (2008).
- [4] XIAO C. J. *et al.*, *Geophys. Res. Lett.*, **34** (2007) L01101, doi: 10.1029/2006GL028006.
- [5] MARKLUND G. T. *et al.*, *Nature*, **414** (2001) 724.
- [6] CARLSON C. W. *et al.*, *Geophys. Res. Lett.*, **25** (1998) 2017.
- [7] SCHRIVER D. *et al.*, *Geophys. Res. Lett.*, **17** (1990) 2027.
- [8] NAGAI T. *et al.*, *J. Geophys. Res.*, **103** (1998) 4419; **106** (2001) 25929.
- [9] ANGELOPOULOS V. *et al.*, *Science*, **321** (2008) 931.
- [10] SONNERUP B. U. Ö., *Solar System Plasma Physics*, Vol. **III**, edited by LANZEROTTI L. T., KENNEL C. F. and PARKER E. N. (North-Holland, New York) 1979, p. 45.
- [11] ØIEROSET M. *et al.*, *Nature*, **412** (2001) 414.
- [12] EASTWOOD J. P. *et al.*, *J. Geophys. Res.*, **112** (2007) A06235, doi: 10.1029/2006JA012158.
- [13] VAIVADS A. *et al.*, *Phys. Rev. Lett.*, **93** (2004) 105001.
- [14] BISKAMP D., *Magnetic Reconnection in Plasmas* (Cambridge University Press, Cambridge) 2000.
- [15] DRAKE J. F. *et al.*, *Science*, **299** (2003) 873; *Nature*, **443** (2006) 553, doi: 10.1038/nature05116; DRAKE J. F., SHAY M. A. and SWISDAK M., *Phys. Plasmas*, **15** (2008) 042306, doi: 10.1063/1.2901194.
- [16] JAROSCHEK C. H. *et al.*, *Phys. Plasmas*, **11** (2004) 37; to be published in *Astrophys. J.* (2009).
- [17] PRITCHETT P. L., *Phys. Plasmas*, **15** (2008) 102105, doi: 10.1063/1.2996321.
- [18] BORG A. L. *et al.*, *J. Geophys. Res.*, **112** (2007) A06215, doi: 10.1029/2006JA011913.
- [19] GLADSTONE G. R. *et al.*, *Nature*, **415** (2002) 1000, doi: 10.1038/4151000a.
- [20] SINGH N., *Geophys. Res. Lett.*, **27** (2000) 927.
- [21] KAN J. R., LEE L. C. and AKASOFU S.-I., *J. Geophys. Res.*, **84** (1979) 4305.
- [22] SINGH N., THIEMANN H. and SCHUNK R. W., *Planet. Space Sci.*, **35** (1987) 353.