

Dartmouth College

Dartmouth Digital Commons

Open Dartmouth: Peer-reviewed articles by
Dartmouth faculty

Faculty Work

6-21-2019

Use of Amulet in behavioral change for geriatric obesity management

John A. Batsis

Dartmouth College, John.A.Batsis@Dartmouth.edu

Alexandra B. Zagaria

Dartmouth College

Ryan J. Halter

Dartmouth College, Ryan.J.Halter@Dartmouth.edu

George G. Boateng

Dartmouth College

Patrick Proctor

Dartmouth College

See next page for additional authors

Follow this and additional works at: <https://digitalcommons.dartmouth.edu/facoa>



Part of the [Computer Sciences Commons](#), and the [Medicine and Health Sciences Commons](#)

Dartmouth Digital Commons Citation

Batsis, John A.; Zagaria, Alexandra B.; Halter, Ryan J.; Boateng, George G.; Proctor, Patrick; Bartels, Stephen J.; and Kotz, David, "Use of Amulet in behavioral change for geriatric obesity management" (2019). *Open Dartmouth: Peer-reviewed articles by Dartmouth faculty*. 4006.


<https://digitalcommons.dartmouth.edu/facoa/4006>

This Article is brought to you for free and open access by the Faculty Work at Dartmouth Digital Commons. It has been accepted for inclusion in Open Dartmouth: Peer-reviewed articles by Dartmouth faculty by an authorized administrator of Dartmouth Digital Commons. For more information, please contact dartmouthdigitalcommons@groups.dartmouth.edu.

Authors

John A. Batsis, Alexandra B. Zagaria, Ryan J. Halter, George G. Boateng, Patrick Proctor, Stephen J. Bartels, and David Kotz

Use of Amulet in behavioral change for geriatric obesity management

Digital Health
Volume 5: 1–7
© The Author(s) 2019
DOI: 10.1177/2055207619858564
journals.sagepub.com/home/dhj


John A Batsis^{1,2,3,4,5} , Alexandra B Zagaria^{2,3}, Ryan J Halter^{6,7}, George G Boateng^{6,8}, Patrick Proctor^{6,8}, Stephen J Bartels^{2,3,4} and David Kotz⁸

Abstract

Background: Obesity in older adults is a significant public health concern. Weight-loss interventions are known to improve physical function but risk the development of sarcopenia. Mobile health devices have the potential to augment existing interventions and, if designed accordingly, could improve one's physical activity and strength in routine physical activity interventions.

Methods and results: We present Amulet, a mobile health device that has the capability of engaging patients in physical activity. The purpose of this article is to discuss the development of applications that are tailored to older adults with obesity, with the intention to engage and improve their health.

Conclusions: Using a team-science approach, Amulet has the potential, as an open-source mobile health device, to tailor activity interventions to older adults.

Keywords

Obesity, mHealth, Amulet, behavioral change, physical activity, sarcopenia

Received 2 May 2018; accepted 30 May 2019

Introduction

The obesity epidemic in the United States extends to adults over the age of 60 years with over 37% classified as having obesity.¹ The consequences of obesity have been well established and extend beyond cardiometabolic risk² and malignancy.³ Older adults are at high fall risk⁴ and can develop impairments that lead to a loss of independence.⁵ Intentional weight loss can improve physical function and quality of life.⁶ However, implementing behavioral management programs for obesity in primary care settings are logistically difficult due to busy, resource-limited infrastructures.^{7,8}

Mobile health (mHealth) and remote sensor technologies are highly promising as an adjunct to health behavior-change interventions. Health behavior-change interventions augmented by mHealth may also include automated asynchronous, continual feedback to support patients in achieving their own

¹Section of General Internal Medicine, Dartmouth-Hitchcock Medical Center, United States of America

²Geisel School of Medicine at Dartmouth and The Dartmouth Institute for Health Policy & Clinical Practice, United States of America

³Dartmouth Centers for Health and Aging, Dartmouth College, United States of America

⁴Health Promotion Research Center at Dartmouth, United States of America

⁵Section of Weight & Wellness, Dartmouth-Hitchcock Medical Center, United States of America

⁶Thayer School of Engineering, Dartmouth College, United States of America

⁷Department of Surgery, Geisel School of Medicine, Dartmouth College, United States of America

⁸Department of Computer Science, Dartmouth College, United States of America

Corresponding author:

John A Batsis, Section of General Internal Medicine, Dartmouth-Hitchcock Medical Center, 1 Medical Center Drive, Lebanon, NH 03756, United States of America.

Email: john.batsis@gmail.com



personalized goals.^{9–13} Such feedback engages patients by providing knowledge, insight, and motivation in attaining nutritional, fitness, or other goals, by promoting disease self-management. The emergence of mHealth devices and platforms provides a mechanism for health-service interventions and for researchers to validate, evaluate, and assess their use with participants who otherwise have struggled with conventional therapeutic modalities in reaching their individualized goals.

A major barrier is usability of the technology for its target population.¹⁴ Employing a transdisciplinary-based user-centered design strategy helps ensure that technology can accommodate the specific needs and preferences of a target population. A population often ignored is older adults, who are the fastest-growing consumers of technology.¹⁵ In this example, we focus on older adults with obesity. Such an approach promotes the effectiveness of the device or tool that can integrate clinicians, researchers, usability experts, engineers, and computer scientists to effectively develop, validate, and deploy targeted mHealth interventions. By integrating different scientific approaches and viewpoints, there is the potential to solve complex multifaceted problems in mHealth research and maximize usability, implementation, and effectiveness outcomes in routine clinical settings. The purpose of this report is to describe how transdisciplinary care can specifically address the clinical challenges of obesity and sarcopenia in older adults.

Amulet as an mHealth device

Amulet is an open-hardware, open-software, wrist-worn mHealth device developed by Dartmouth College and Clemson University.¹⁶ The process of designing and developing Amulet and subsequently adapting it for special clinical populations uses a transdisciplinary approach of team-science. The Amulet hardware has two microcontrollers: an MSP430 for running applications and an nRF51822 for communicating with peripheral Bluetooth Low Energy devices such as a heart-rate monitor or a galvanic skin response sensor. Its built-in sensors measure acceleration, rotation, ambient sound, ambient light, and ambient temperature. The main board has two buttons, capacitive touch sensors, a battery, a haptic buzzer, two LEDs embedded in the case, a secondary storage board that holds a microSD card reader, and a display screen. The energy efficiency of the Amulet system enables it to last weeks or months before needing to be recharged. The hardware designs and software of the latest model of the Amulet platform are available for download from GitHub. Amulet may be freely reproduced or modified for research and education purposes (see license on GitHub). In 2018, we manufactured 150

Amulets at an approximate cost of US\$175 per unit. Amulet's energy- and resource-efficient open-source platform allows the development of specific clinical applications to engage individuals in health behavior change. By using the capabilities of momentary assessment, Amulet can create and analyze information on the front end, moving beyond the end-user interface information that is normally the focus of consumers. This device uses low-energy Bluetooth 4.0 connection-oriented protocols, which allow seamless connections between Amulet and other devices or sensors. It also has the ability to produce and retain different data types and formats through minor software changes. Amulet's hardware was developed to allow multiple applications to run concurrently and continuously without compromising battery life. This capability allows real-time monitoring of the physiological and behavioral health of its users.

In contrast, commercial devices such as the Apple Watch or Android Wear smartwatch have substantially limited battery life when running multiple applications, particularly during the collection of continuous data from internal and external devices and sensors. Devices such as Fitbit or Jawbone use proprietary software and algorithms preventing external researchers from performing validity and reliability testing. These limitations make these devices poorly suited for developing novel applications in research settings or for adapting them to specific populations. The open-source capability of the Amulet allows our research group to create and develop specific applications for use in older-adult behavioral studies. This is especially helpful in research pilot development of patient-specific applications. If created and deployed successfully, they can subsequently be adapted to other populations and refined accordingly.

Devices such as the ActiGraph, which is a research-grade, hip- or wrist-worn device, is often used to collect data about steps and activity from research participants.¹⁷ The ActiGraph collects raw accelerometry data that need extraction and processing offline using proprietary software. As a result, the ActiGraph cannot track steps and physical activity information in real time and cannot provide real-time feedback to subjects; with Amulet, this real-time feedback is a key aspect of our plan for obesity intervention. Also, the ActiGraph cannot be modified by researchers to perform real-time analysis of the data and potentially build some intelligence into this device.

Others have developed computationally efficient algorithms using tri-axial accelerometers (which they term Wockets) to classify four activity categories placed at the ankle and wrist: ambulation, cycling, sedentary, and other activities.¹⁸ As on the ActiGraph, real-time feedback is not provided. Also, their work

focused on classifying activity groups without tracking the duration of time engaging in such activities. Importantly, though, placement of devices on the wrist is more likely to improve wear-time compliance, which is important for a system with the goal of improving physical activity among older adults.¹⁸

Our overall objective is to develop an application for integration into a multi-component 6-month wellness intervention tailored to the specific needs and capabilities of older adults with obesity. The physical activity component of this program engages participants in a 150-minutes per week aerobic activity program in addition to two 45- to 60-minute resistance exercise sessions.^{19,20} In applying the principles of transdisciplinary care to augmenting health behavior change, our group created three unique applications to monitor participants' physical activity efforts and provide feedback: 1) a pedometer to count steps and measure distance traveled; 2) an activity monitor for activity type and duration; and 3) an interactive program for monitoring upper and lower extremity strength. Each application provides synchronous and asynchronous feedback through pre-programmed messages and goal-derived messaging to users.

Why Amulet in an older adult population?

Older adults are the fastest-growing mHealth user group, yet it is a group whereby perceptions exist that using novel technologies may be problematic.²¹ Significant visual-sensory, dexterity, and cognitive processing issues are observed in this population, which also lead to potential usability issues that may not necessarily be problematic in younger age groups. The open-source Amulet provides an opportunity to tailor hardware and software design to the end-user. Although Amulet and our applications are still prototypes, the process of designing for a vulnerable, high-risk group provided our development team an opportunity to learn and surmount issues that may not be a problem in younger people. Furthermore, our ability to include multiple applications in a single device, and test them in controlled settings, will allow future modifications that ensure seamless deployment in the field.

Older adults cite various inconveniences with health technologies because of the physical and mental effort needed.²² We plan to address these concerns by involving older adults in our application-design process. For example, we plan to develop applications that require minimal user interaction and yet are fully functional. Also, these applications will be designed to run for long periods (such as weeks) before needing to be recharged, thereby reducing the burden of usage by older adults.

Pedometer application. The primary capacity of early wearable devices was to count steps. All major

commercial devices (Fitbit, Garmin, Samsung Gear, Apple Watch) have algorithms that measure step counts. These devices measure the ability of users to reach pre-specified goals (normally ~10,000 steps). However, closed-system devices do not provide access to step algorithms and step length to accurately calculate distance. Errors in accelerometry can potentially lead to inaccurate counts, thereby providing inaccurate data and misleading information in behavioral change both to clinicians and researchers. Although these devices are helpful in monitoring intra-individual variability, they are poor at discerning inter-person variability.^{23,24} Without the knowledge of proprietary algorithms, programmers are unable to improve their accuracy or modify them for target populations. Amulet's pedometer application used a previously validated step-count algorithm from the literature that uses a wrist-mounted accelerometer.²⁵

Activity application. Cardiovascular fitness is an important predictor of longevity and functional decline. In our project, we applied a machine-learned support-vector-machine model to detect the activity level of individuals using Amulet.²⁶ This application will allow continuous monitoring of activity-level data in real-time using acceleration data recorded from Amulet. The purpose of this application will be to use the recorded data to classify an individual's activity level (see Figure 1). The Amulet will log data and display the results on the screen in an effort to motivate a patient to increase their activity level. Older adults will be involved in the design process for the activity display to ensure it is engaging for them. Information will ultimately provide feedback to the research team, who will then feed-forward this information back to the participant. Although this system has potential, we recognize it is common for device users to reduce their engagement



Figure 1. The Amulet prototype.

over weeks or months.²⁷ As such, our ultimate intent is that application data, in conjunction with real-time or asynchronous human feedback (electronically, video-conferencing, face-to-face, or by phone), can maintain subjects' engagement in mHealth research. Applying user-centered design principles by incorporating the end user in design teams potentially can reduce attrition and disinterest in device use. The importance of appropriate stakeholders in product design in emerging technology cannot be overstated. This has the potential to display data that will be in a useful form to the target population.

The Amulet application will classify activity data as *sedentary*, *moderate*, or *vigorous*, in accordance with the Compendium of Physical Activities.²⁸ The research team anticipates these physical activity data will be communicated to the research team via a secure cloud-based infrastructure, enabling the research team to provide meaningful feedback to the participant (Figure 2). Machine-learning scientists, exercise physiologists, therapist, clinicians, and application-developers are needed as part of this transdisciplinary team.

Bluetooth-enabled resistance bands

Resistance training is an under-recognized element of physical activity programs in older adults.^{29,30} Resistance bands and free weights support helpful exercises, which can lead to muscle protein synthesis and hypertrophy, neuromuscular modulation, and enhancement of muscle mass and strength.^{6,31,32} In turn, these biological processes can mitigate age-related sarcopenia. Our goal is to create a device that participants could use



Figure 2. This application evaluates the activity of an individual and classifies it as low, moderate or vigorous.

in their home environment and provide real-time data on force and strength. A modified resistance-band apparatus, designed by a team of engineers at Dartmouth College, consists of resistance-band tubing fastened to plastic handles attached to an Arduino device that can communicate via a wireless Bluetooth connection to Amulet (Figure 3). This application will include a graphical interface providing individuals with the current, daily mean, and previous force/strengths as encouragement to continue their exercises. In Figure 4 we present a schematic of a specific exercise is conducted using a resistance band, with other properties described elsewhere (Batsis, in press).³³

Importance of Amulet in activity monitoring

Unfortunately, traditional methods of engaging older adults in physical activity have only been marginally successful.³⁴ Although efficacy trials have demonstrated that both aerobic and resistance training are helpful in improving physical performance and lean mass,^{6,29} implementing these interventions in community-based settings has been difficult.³⁵ Prevention of weight-loss-

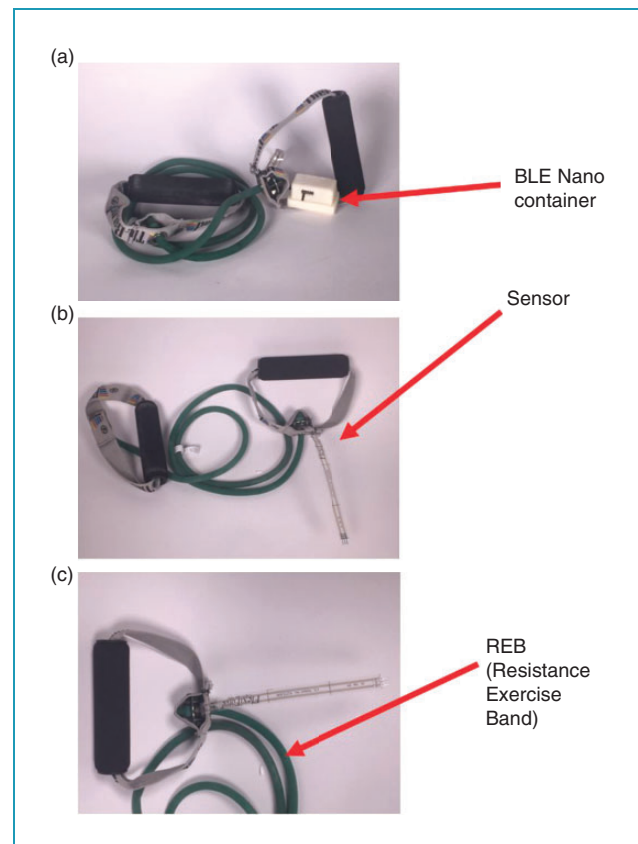


Figure 3. (a) The TheraBand low energy Bluetooth-Nano sensor system from the front; (b) from the side angle; (c) the sensor/handle interface.

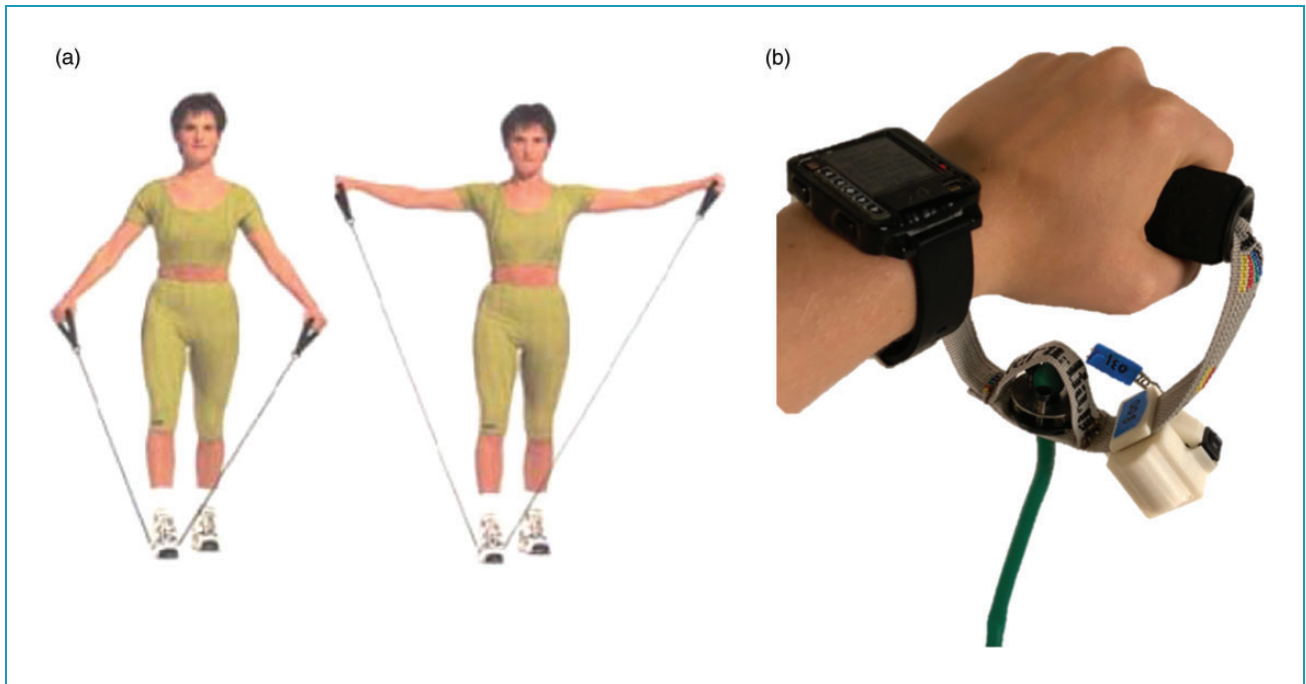


Figure 4. (a) A typical exercise that can be conducted using a resistance band; (b) Amulet with a resistance band.

induced sarcopenia is often overlooked by practitioners, and physical activity monitoring of motivated older adults with obesity has the potential to mitigate the loss of muscle mass and strength that could exacerbate functional decline. The ability to oversee, monitor, and promote self-management provides an additional approach to motivate change in this population. The adaptable Amulet mHealth platform provides numerous additional opportunities for developing novel applications that can be adapted to the specific needs of special populations. The applications in development have the potential to be part of an integrated platform that simultaneously communicates with office staff and other informatics-based systems such as electronic medical records.

Conclusions

mHealth devices are an emerging technology with the potential to promote positive behavior change. Commercial devices, although useful, lack in validity, openness, and reliability for clinical research purposes. Tailored mobile applications can be clinically effective in providing activity and obesity interventions for older adults. We used a transdisciplinary, team-science approach to overcome some of the challenges in the mHealth space, working collaboratively in the pilot testing of several mHealth applications by bringing together clinical and computing researchers on the Amulet platform. This novel platform can be adapted

to target activities of special populations and enable clinicians and technology developers to work together to address challenging health behaviors. Successful deployment, validation, and integration into clinical-care systems are the next steps in evaluating the potential of this approach to achieve clinically significant improved outcomes in vulnerable, complex patient populations like older adults.

Acknowledgements: We thank Avantika Tankala for her editorial assistance; Dawna Pidgeon, PT and Summer Cook, PhD for their input; the support of the Center for Technology and Behavioral Health and the Institute for Security, Technology, and Society, both at Dartmouth College; and Alexandra Dalton, Emily Wechsler, Emma Oberstein, Yining Chen, Joseph Skinner, and Ronald Peterson Jr for their technical support.

Contributorship: JAB conceived and designed the project and formulated, drafted, revised, and approved the final article.

ABZ, RJH, GGB, PP, SJB, and DK all conceived the work, revised it critically and approved the final article.

Declaration of conflicting interests: The author(s) declared no potential conflicts of interest with respect to the research, authorship, and/or publication of this article.

Ethical approval: N/A.

Funding: The author(s) disclosed receipt of the following financial support for the research, authorship, and/or publication of this article: Dr Batsis's research reported in this publication was supported in part by the National Institute On Aging of the National Institutes of Health under Award

Number K23AG051681. The content is solely the responsibility of the authors and does not necessarily represent the official views of the National Institutes of Health. Support was also provided by the Dartmouth Health Promotion and Disease Prevention Research Center supported by Cooperative Agreement Number U48DP005018 from the Centers for Disease Control and Prevention. Dr. Batsis has received grant support from Patient Centered Oriented Research Institute (PCORI), National Institute of Health (NIH) and received honoraria from the Royal College of Physicians of Ireland, the Endocrine Society, and the Dinse, Knapp McAndrew law firm.

Dr Bartels receives funding from the National Institute of Mental Health (K12 HS0217695 Agency for Healthcare Research and Quality (AHRQ), National Institute of Mental Health (NIMH): T32 MH073553, R01 MH078052, R01 MH089811; R24 MH102794 Centers for Disease Control (CDC) U48DP005018. Dr Bartels has received grant support from NIH, Health Resources and Services Administration (HRSA) and PCORI.

Drs Halter and Kotz were, for the research reported herein, supported by the National Science Foundation under award numbers CNS-1314281 and CNS-1619970.

The views, findings and conclusions contained in this document are those of the authors and should not be interpreted as necessarily representing the official positions or policies, either expressed or implied, of the sponsors.

Guarantor: JAB.

ORCID iD

John A Batsis  <https://orcid.org/0000-0002-0845-4416>

Peer review: This manuscript was reviewed by a single individual, who has chosen to remain anonymous.

References

1. Flegal KM, Kruszon-Moran D, Carroll MD, et al. Trends in obesity among adults in the United States, 2005 to 2014. *JAMA* 2016; 315(21): 2284–2291.
2. Gregg EW, Cheng YJ, Cadwell BL, et al. Secular trends in cardiovascular disease risk factors according to body mass index in US adults. *JAMA* 2005; 293(15): 1868–1874.
3. Zheng Y, Manson JE, Yuan C, et al. Associations of weight gain from early to middle adulthood with major health outcomes later in life. *JAMA* 2017; 318(3): 255–269.
4. Himes CL and Reynolds SL. Effect of obesity on falls, injury, and disability. *J Am Geriatr Soc* 2012; 60(1): 124–129.
5. Batsis JA, Mackenzie TA, Lopez-Jimenez F, et al. Sarcopenia, sarcopenic obesity, and functional impairments in older adults: National Health and Nutrition Examination Surveys 1999–2004. *Nutr Res* 2015; 35(12): 1031–1039.
6. Villareal DT, Aguirre L, Gurney AB, et al. Aerobic or resistance exercise, or both in dieting obese older adults. *N Engl J Med* 2017; 376: 1943–1955.
7. Tsai AG and Wadden TA. Treatment of obesity in primary care practice in the United States: A systematic review. *J Gen Intern Med* 2009; 24(9): 1073–1079.
8. Forman-Hoffman V, Little A and Wahls T. Barriers to obesity management: A pilot study of primary care clinicians. *BMC Fam Pract* 2006; 7: 35.
9. Ben-Zeev D, Schueller SM, Begale M, et al. Strategies for mHealth research: Lessons from 3 mobile intervention studies. *Adm Policy Ment Health* 2015; 42(2): 157–167.
10. Castelnuovo G, Manzoni GM, Pietrabissa G, et al. Obesity and outpatient rehabilitation using mobile technologies: The potential mHealth approach. *Front Psychol* 2014; 5:559.
11. Burke LE, Styn MA, Sereika SM, et al. Using mHealth technology to enhance self-monitoring for weight loss: A randomized trial. *Am J Prev Med* 2012; 43(1): 20–26.
12. Dobkin BH and Dorsch A. The promise of mHealth: Daily activity monitoring and outcome assessments by wearable sensors. *Neurorehabil Neural Repair* 2011; 25(9): 788–798.
13. Carrasco MP, Salvador CH, Sagredo PG, et al. Impact of patient-general practitioner short-messages-based interaction on the control of hypertension in a follow-up service for low-to-medium risk hypertensive patients: A randomized controlled trial. *IEEE Trans Inf Technol Biomed* 2008; 12(6): 780–791.
14. Newell A, Arnott J, Carmichael A, et al. Methodologies for Involving Older Adults in the Design Process. *UAHCI 2007: Universal Access in Human Computer Interaction Coping with Diversity*. 2007.
15. Anderson M and Perrin A. *Tech Adoption Climbs Among Older Adults*. Washington, DC: Pew Research Center; May 2017.
16. Molina-Markham A, Kotz D, Peterson R, et al. Amulet. In: *Proceedings of the 1st Workshop on Mobile Medical Applications*. ACM 2014:16–21.
17. John D and Freedson P. ActiGraph and Actical physical activity monitors: A peek under the hood. *Med Sci Sports Exerc* 2012; 44(1 Suppl 1): S86–89.
18. Mannini A, Intille SS, Rosenberger M, et al. Activity recognition using a single accelerometer placed at the wrist or ankle. *Med Sci Sports Exerc* 2013; 45(11): 2193–2203.
19. Garber CE, Blissmer B, Deschenes MR, et al. American College of Sports Medicine position stand. Quantity and quality of exercise for developing and maintaining cardiorespiratory, musculoskeletal, and neuromotor fitness in apparently healthy adults: Guidance for prescribing exercise. *Med Sci Sports Exerc* 2011; 43(7): 1334–1359.
20. Pahor M, Guralnik JM, Ambrosius WT, et al. Effect of structured physical activity on prevention of major mobility disability in older adults: The LIFE study randomized clinical trial. *JAMA* 2014; 311(23): 2387–2396.
21. Claes V, Devriendt E, Tournoy J, et al. Attitudes and perceptions of adults of 60 years and older towards in-home monitoring of the activities of daily living with contactless sensors: An explorative study. *Int J Nurs Stud* 2015; 52(1): 134–148.
22. Mitzner TL, Boron JB, Fausset CB, et al. Older adults talk technology: Technology usage and attitudes. *Comput Human Behav* 2010; 26(6): 1710–1721.

23. Evenson KR, Goto MM and Furberg RD. Systematic review of the validity and reliability of consumer-wearable activity trackers. *Int J Behav Nutr Phys Act* 2015; 12:159.
 24. Nelson MB, Kaminsky LA, Dickin DC, et al. Validity of consumer-based physical activity monitors for specific activity types. *Med Sci Sports Exerc* 2016.
 25. Cho Y, Cho H and Kyung C. Design and implementation of practical step detection algorithm for wrist-worn devices. *IEEE Sensors Journal* 2016; 16(21): 7720–7730.
 26. Boateng G, Batsis JA, Halter R, Kotz D. ActivityAware: An App for Real-Time Daily Activity Level Monitoring on the Amulet Wrist-Worn Device. *Proc IEEE Int Conf Pervasive Comput Commun Workshops*, March 2017. Epub ahead of print 4 May 2017. DOI: 10.1109/PERCOMW.2017.7917601
 27. Shaw RJ, Steinberg DM, Bonnet J, et al. Mobile health devices: Will patients actually use them? *J Am Med Inform Assoc* 2016; 23(3): 462–466.
 28. Ainsworth BE, Haskell WL, Herrmann SD, et al. 2011 Compendium of Physical Activities: A second update of codes and MET values. *Med Sci Sports Exerc* 2011; 43(8): 1575–1581.
 29. Batsis JA, Gill LE, Masutani RK, et al. Weight loss interventions in older adults with obesity: A systematic review of randomized controlled trials since 2005. *J Am Geriatr Soc* 2017; 65(2): 257–268.
 30. Gill LE, Bartels SJ and Batsis JA. Weight management in older adults. *Curr Obes Rep* 2015; 4(3): 379–388.
 31. Carraro F, Stuart CA, Hartl WH, et al. Effect of exercise and recovery on muscle protein synthesis in human subjects. *Am J Physiol* 1990; 259(4 Pt 1): E470–476.
 32. Pasiakos SM, Cao JJ, Margolis LM, et al. Effects of high-protein diets on fat-free mass and muscle protein synthesis following weight loss: A randomized controlled trial. *FASEB J* 2013; 27(9): 3837–3847.
 33. Petersen C, Weschler EV, Halter RJ, et al. Detection and Monitoring of Repetitions Using an mHealth Enabled Resistance Band. CHASE 2018: Third IEEE/ACM Conference on Connected Health: Applications, Systems and Engineering Technologies; 2018; Washington, DC.
 34. Nelson ME, Rejeski WJ, Blair SN, et al. Physical activity and public health in older adults: recommendation from the American College of Sports Medicine and the American Heart Association. *Med Sci Sports Exerc* 2007; 39(8): 1435–1445.
 35. Jackson SF, Perkins F, Khandor E, et al. Integrated health promotion strategies: A contribution to tackling current and future health challenges. *Health Promot Int* 2006; 21 (Suppl 1): 75–83.
-